



# Novoferm Side Hinged Garage Doors



*Intelligent Door Solutions*



[www.novoferm.co.uk](http://www.novoferm.co.uk)

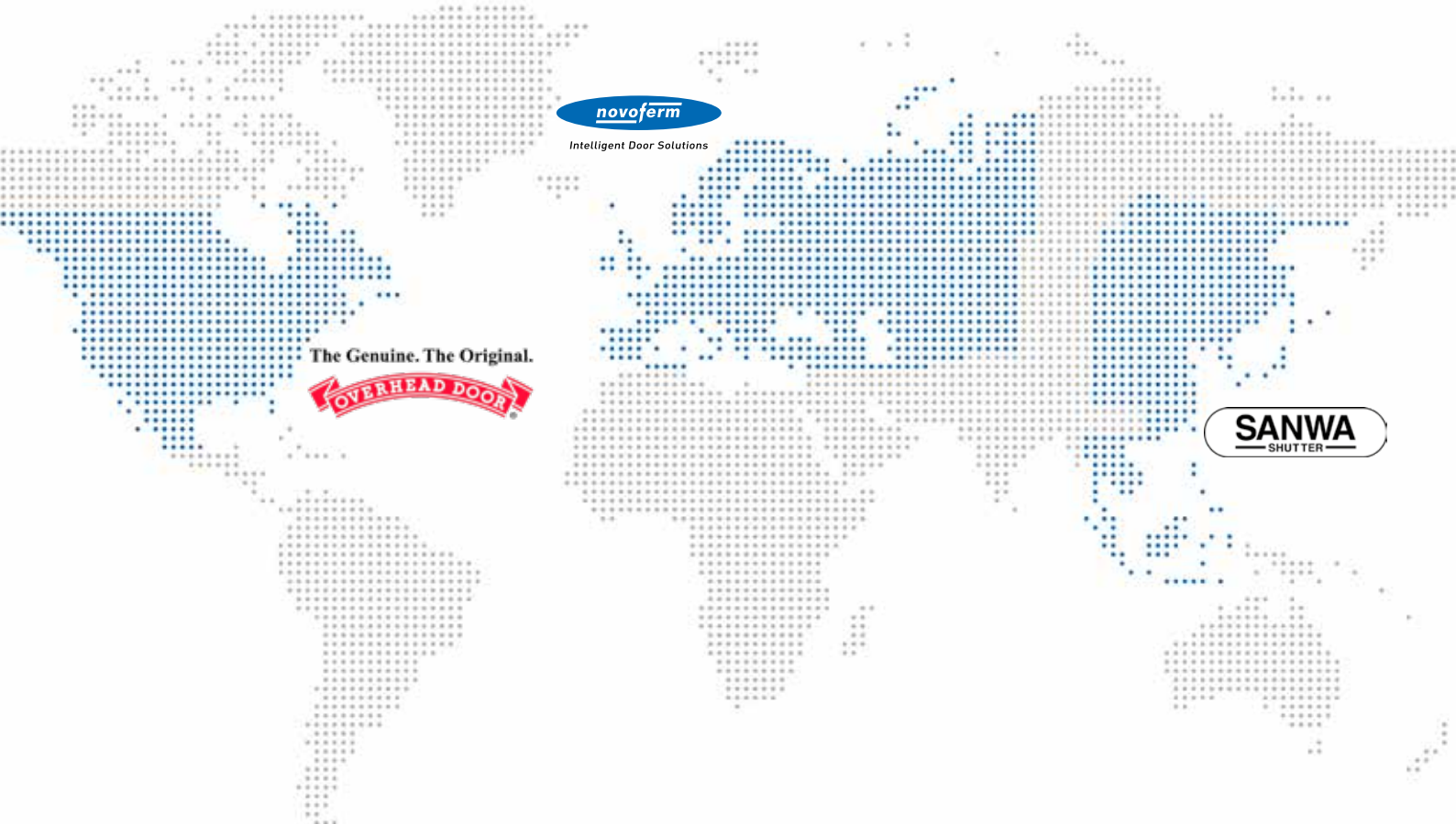
# Our Story

Novoferm are proud to be a part of the Sanwa Holding Corporation, founded in 1986 and today, considered to be a major global player in the access systems industry.

Sanwa conduct business in 25 countries and regions worldwide with a strong presence in Japan, North America, and Europe.

At Novoferm, we are building a team and giving them the support to achieve our ambitions. We will continue building on the improvements and investments that have already begun to improve lead-time reliability and quality for all our clients.

Our vision is to lead through organic business improvement, investment, digital enablement, and tuck-in acquisitions.



# Contents

We'll find the right solution for you and see that it is tailored to your exact requirements. Whether you're building a new garage or renovating an existing one, you'll find that our incredible selection of doors are always the right choice.



|                                      |       |
|--------------------------------------|-------|
| Introduction & Benefits              | 4     |
| Insulated DuoPort® Side Hinged Doors | 5-6   |
| Steel Side Hinged Doors              | 7-9   |
| GRP Side Hinged Doors                | 10-11 |
| Warranty and Maintenance             | 12    |
| Terms and Conditions                 | 13    |
| Our Values                           | 15    |



*Intelligent Door Solutions*



“ A house is made of walls and beams; a home is built with love and dreams ”

SIDE HINGED GARAGE DOORS

# Come home to Novoferm

## Welcome to our inspirational Side Hinged Garage Door Collection.

Our popular side hinged doors offer a 'traditional' operation and are ideal if there are obstructions within the garage. Excellent security and very durable construction ensures a long and trouble-free service for your side hinged garage doors.

## Discover the benefits of a Novoferm Side Hinged Door

**Glazing Options**

Various glazing options are available.

**Colours/RAL Colours**

Our doors are available in an array of eye-catching colours, with options to suit any preference and the period and aesthetics of your home.

**Wood Effect/Finishes**

Many of our steel doors boast stunning wood effects and finishes, allowing you to enjoy the best of both worlds. Options include golden oak and rosewood finishes.

**Insulation**

Novoferm offer a range of insulated DuoPort® leaf doors that have great insulation values keeping your property warm and dry in the winter and cool in the summer.



SCAN TO SEE MORE DETAILS

# Insulated DuoPort® Side Hinged Doors



Insulated DuoPort® side hinged doors consist of two doors that open “barn door” style rather than vertically. These doors are available as a 50/50 split with both door leaves of equal size. There's also the choice to have the doors open inwards or outwards. Our Insulated DuoPort® side hinged doors are available in a range of patterns, surfaces, and colours.

Our Insulated DuoPort® leaf doors offer you the possibility to use your garage as a utility room, for leisure time or hobbies.

You can choose whether to open both doors or just the active door.



Horizontal Rib



Large Rib



Panelled



Flush

## Ideal for private garages

**DIMENSIONS** minimum DuoPort® door size 1530 w x 1940 h (Over Frame Sizes)

## Outstanding Heat Insulation

**INSULATED** heat insulation is ensured by the 45mm rigid PUR foam core.

## Flexible Installation

**PRACTICAL** block door frame allows flexible installation.

## Configurations

**FLEXIBLE** door leaf either opening outwards or inwards with active and inactive leaves positioned either to the left or right.

## Added Security

**SECURE** 3-point locking with hinge lock is available as an optional extra.

## Wide range of Colours

**CHOICE OF** colours, patterns and surfaces as well as additional fixings such as glazing.



WARRANTY COVER



MADE TO MEASURE



SECURITY LOCKING

INSULATED DUOPORT® SIDE HINGED DOORS

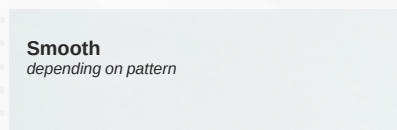
# Colour

Our DuoPort® side hinged garage doors are available on request in a subtly textured woodgrain effect or in the elegant smooth surface Noblesse, which simply repels dust and moisture.

For further individualisation, you can choose from 12 top-coated, attractively priced Super-Colour colours and nearly all RAL colours iso 45).



Woodgrain



Smooth  
depending on pattern




RAL colours available on request

## Super-Color colours

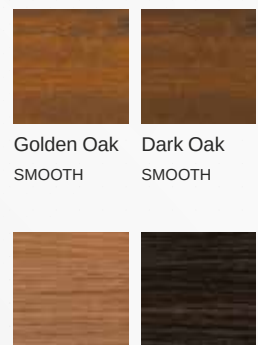


Stone Grey RAL 7030   Moss Green RAL 6005   Fir Green RAL 6009   Light Grey RAL 7035   Window Grey RAL 7040   White Aluminium RAL 9006   Quartz Grey RAL 7039   Basalt Grey RAL 7012



Grey Aluminium RAL 9007   Anthracite Grey Similar to RAL 7016   Slate Grey RAL 7015   Nut Brown RAL 8011   Sepia Brown RAL 8014   Dark Grey DB 703   Black RAL 9005

## Rustic Wood effects



Golden Oak SMOOTH   Dark Oak SMOOTH   Winchester SMOOTH   Night Oak SMOOTH

Our insulated sectional garage doors are available with 4 different weather-resistant, top-coated film laminates in authentic, rustic wood effects with a smooth surface. In addition to the large rib pattern, you can now also order all the wood effects in the flush and some in the panel pattern.


## Benefit from our Structural Surfaces



Satin Black Composite Shade   Satin White RAL 9016   Satin Window Grey RAL 7040   Satin Dark Grey RAL 7016   Satin Brown Similar to RAL 8014   Satin Grey Composite Shade

Our insulated sectional garage doors are now available in 6 more decorative, top-coated satin matt structural surfaces with reduced dirt retention and exceptional weather resistance.

## Microline Pattern (Flush)



Satin White Similar to RAL 9016   Grey Composite Shade   Dark Grey Composite Shade   Window Grey Similar to RAL 9006

Exclusively for the flush pattern for ISO45 sectional garage doors, our popular industrial door profiled finish Microline (Flush) is available in Satin grey and Satin white. This is a modern, profiled wave structure with a striking and expressive light and shade effect.

# Steel Side Hinged Doors

Side hinged doors open as per a normal pedestrian door with two door leaves connected by hinges at the side to the main door frame. Customers can choose a 50/50 split with both doors of equal size, or an offset configuration, with one smaller personnel door.


Our side hinged doors are available in a range of patterns, surfaces, and colours, and customers can choose from an array of additional fittings.

All the door leaf frames are made from aluminium, guaranteeing maximum weather-resistance.

The robust hinges will provide long-term opening and closing that is dimensionally accurate. Choose whether to open both of the doors or just the active leaf and choose from a range of customisable fittings to personalise your doors.

## Features and Benefits

- Centre overlap to help prevent forced entry and reduce draughts
- High Security Euro profile mortice lock
- Twin shoot bolts top and bottom for added security
- Stays to prevent the door opening further than 110 degrees
- All side hinged doors are supplied complete with 50mm frame
- Doors open outwards only, with the lock on the right when viewed from the outside
- Left hand opening option available
- Side hinged doors are available in 50/50 split or 2/3rd opening ratio with the exception of the 9 Panel Georgian and Wentworth designs
- Side hinged doors are bespoke and made to order.





# Steel Side Hinged Doors



Berwick



9 Panel Georgian



Horsham



Regency Glazed



Vertical



Regency



Victor



Berkeley Horizontal



Berkeley Vertical



Wentworth



STEEL SIDE HINGED DOORS

# Colours & Glazing



## Hardware Options

Lever Handles available in Black and Brushed Silver



### Essential Colours

3 of the best selling stunning textured steel finishes

Traffic White  
RAL 9016

Jet Black  
RAL 9005

Anthracite Grey  
RAL 7016



### Signature Range

Ral colours available on request

### Standard Colours

A choice of 10 stunning textured steel finishes available in our most popular standard colours.

Midnight Blue  
RAL 5011

Balmoral Green  
RAL 6005

Chartwell Green  
BS4800

Monarch Red  
RAL 3003

Conker Brown  
RAL 8017

Signal Grey  
RAL 7004

Agate Grey  
RAL 7038

Light Grey  
RAL 7035

Window Grey  
RAL 7040

Stone Grey  
RAL7030

### Elite Colours

A choice of 6 stunning colours in a textured steel finish available in a brand new exciting colour range for those who want something a little more special!

Clay Brown  
RAL 8003

Oxford Blue  
RAL 5013

Cherry Brown  
Chroma 3353

Slate Grey  
RAL 7015

Fir Green  
RAL 6009

Cream  
RAL 9001

### Premium Finish

Premium grade galvanised steel in woodgrain effect Golden Oak and Rosewood\*.

Golden Oak

Rosewood

\*Available in some designs only, please check with your installer. All colour samples depicted in this brochure are as close to the original manufacturer's colours as possible. Garage doors supplied may vary in colour from the brochure representation.

## Glazing

The following Novoferm side hinged and up and over doors are available with your choice of glazing options




TRANSPARENT



STIPPLED



BLACK



DIAMOND LATTICE



SQUARE LATTICE



QUEEN ANNE LATTICE



# GRP Side Hinged Doors

GRP doors are composed of Glass Reinforced Plastic. They are lightweight, durable, and sturdy.

- Centre Style Between Leaves to Prevent Forced Entry
- Weather Seals Between Frame and Leaves for Draught Reduction
- Heavy-Duty Steel Hinges for Maximum Security
- Euro Dead Locking Latch and Black Lever Handles as Standard



**Virginia** Woodgrain | Bleached Oak



**Lydbrook** Woodgrain | Gloss White



**Shildon** Woodgrain | Ebony



**Glossop Gloss** | Gloss Magnolia



**Virginia Glasswood**  
Personnel | Teak

GRP SIDE HINGED DOORS ARE BESPOKE AND MADE TO ORDER



WARRANTY COVER



MADE TO MEASURE



SECURITY LOCKING

GRP SIDE HINGED DOORS

# Colours and Glazing



## Novoferm GRP Colour Range

|                    |                       |              |                 |                  |                    |                |                 |  |
|--------------------|-----------------------|--------------|-----------------|------------------|--------------------|----------------|-----------------|--|
|                    |                       |              |                 |                  |                    |                |                 | GRP DOORS<br>ARE BESPOKE<br>AND MADE<br>TO ORDER |
| White<br>Woodgrain | Magnolia<br>Woodgrain | Bleached Oak | Red<br>Mahogany | Dark<br>Mahogany | Light Oak          | Dark Oak       | Irish Oak       |  |
|                    |                       |              |                 |                  |                    |                |                 |  |
| Honey Beech        | Teak                  | Rosewood     | Golden Brown    | Ebony            | Anthracite<br>Grey | Woodgrain Blue | Woodgrain Green | Woodgrain Red                                    |

All colour samples depicted in this brochure are as close to the original manufacturer's colours as possible. Garage doors supplied may vary in colour from the brochure representation.

## Glazing

|             |          |       |                |               |                      |
|-------------|----------|-------|----------------|---------------|----------------------|
|             |          |       |                |               |                      |
| TRANSPARENT | STIPPLED | BLACK | DIAMOND LEADED | SQUARE LEADED | BLACK DIAMOND LEADED |



# Warranty and Maintenance

## Our Promise

During the warranty period, we undertake to rectify any defects to the Novoferm product which can be proven to be attributed to a material or manufacturing defect.

We promise, at our discretion, to either exchange the defective merchandise or repair it.

Replacement parts remain our property.

## What is Covered

- 10 Years – Safe and Reliable Operation (for use up to 5 open/close cycles per day)
- 10 years – Structural Integrity of Door Panels
- 10 years – Panel Corrosion
- 10 years – On Immovable Frame Parts
- 5 years – Paint Finish
- 2 years – Movable and Mechanical Parts (including, but not limited to, locking points, door stays, lock mechanism, lock barrel)

## Door Finish

Our steel side hung doors are fully finished with powder coat paint. Weathering and sun exposure can cause the finish to fade. We guarantee the finish on doors for five years and that any fading will be minimal and uniform, providing the door is maintained in accordance with the care and maintenance advice.

## Corrosion

Doors situated in 'high corrosive' areas such as within three miles of the sea or a large body of saltwater are not covered for rust or corrosion of steel parts. Cleaning of the doors is especially important in these locations.

## Warranty Requirements

This warranty only covers damage to the purchased garage door or garage door operator. You will be required to show a fully completed warranty service passport (service to be conducted by a qualified engineer annually), together with a receipt of purchase, which substantiates your right to claim under warranty. The finish on doors

is exempt from the service requirements. In the event of a claim, please contact the company that supplied/ installed the doors. They will raise the warranty on your behalf.

During the claims process, a site inspection may be required. For this, we will send an independent assessor. Should this inspection indicate the fault was not caused by a manufacturing defect, you will be liable for the cost of a non-warranty call out. The cost of the call out will be advised prior to the arranged visit.

Novoferm will not accept consequential costs for installation or de-installation, the inspection of parts, transport, and postage costs.

## Care and Maintenance

Your door should be kept clean, with any stains removed as soon as possible. You should also ensure that the door does not come into contact with any caustic or acidic substance, which could damage the door surface or structure. Your door should be cleaned thoroughly approximately every 2-3 months (in coastal areas or areas close to large bodies of saltwater, this should be done weekly) using warm water and a soft cloth or sponge. Allow the door to dry naturally. Never use detergent, abrasive, caustic, or solvent-based cleaners.

Check moving parts for signs of wear. If any wear is detected, arrange for these to be replaced as soon as possible (failure to replace these parts can invalidate your warranty).

## What is not Covered?

- Improper installation, negligent care and maintenance - doors that have not been maintained or had annual maintenance/ servicing
- Improper initial and subsequent operation
- Negligent or wanton destruction
- External influences, such as fire, water, salts, alkaline solutions, acids, and any abnormal environmental influences, sunlight
- Mechanical damage, through improper transport and fitting, or through falling or hitting objects

- Repair by non-qualified persons
- Using non-Novoferm parts without the written approval of the manufacturer
- Removal of the product number, or making it unidentifiable
- Application of additional, non-approved weights or infills
- Failure to remove the protective film or packaging provided with the product, where applicable
- Failures caused by extreme or abnormal weather conditions

## Visual Standards Check

Visual standards checks must be carried out prior to a warranty submission. This check should be carried out in natural daylight, not direct sunlight, standing at a distance of 3m from the door to view the overall appearance. Doors are acceptable if the following are not readily visible on the face of the door:

- Marks or distortion associated with the manufacturing process
- Minor indentations, marks, or scuffs on the surface
- Paint or stain blemishes

Full full details on our warranty and maintenance, please visit [www.novoferm.co.uk/installation-warranty-and-maintenance-details/](http://www.novoferm.co.uk/installation-warranty-and-maintenance-details/)

# Terms and Conditions

## Warranty

In the unlikely event of a warranty claim becoming necessary please contact the dealer or distributor who supplied the door.

To enable your claim to be processed without delay you should provide the following information:

- Your name, address and contact telephone number
- The original invoice and date of purchase
- A description of the door, the door type and the product number
- A description of the reason for the claim

Your dealer will then supply details of your claim, together with a copy of the warranty card supplied with the door and proof of purchase, to the warranty department at Novoferm UK.

An assessment of the claim will be made. This may mean Novoferm will need to come and inspect your door at your premises.

In the event that there is no legitimate claim under the terms of the warranty you will be liable for the costs of this visit. It is essential that you take note of the care and maintenance instructions provided with your door and you follow these instructions throughout the lifetime of your door. It is essential that you take note of the care and maintenance instructions provided with your door and you follow these instructions throughout the lifetime of your door.

The warranty does not cover:

- Improper installation
- Normal wear and tear
- Priming and other surface protection treatments
- Negligent or wanton destruction
- Incorrect or too late applied surface protection treatments
- Repair by a non-qualified installer
- Use of non-Novoferm parts without the approval of Novoferm
- Damage or removal of the product number or making it unidentifiable
- Improper operation
- External influences, such as fire, salts, water, sun, alkaline solutions, abnormal environmental influences
- Mechanical damage caused by improper transport or installation

All dark colours which are exposed to direct sunlight should be avoided. Dark coloured doors may undergo expansion due to heat absorption. Such instances are not covered by the guarantee, however normal performance will revert when the door has cooled down if the heat absorption has affected the door's performance.

All colour samples depicted in this brochure are as close to the original manufacturer's colours as possible. Garage doors supplied may vary in colour from the brochure representation.

## Prices

All orders are accepted on the understanding that the goods will be subject to the prices ruling at the time of delivery, unless other terms are specifically agreed. All prices are in £ sterling and exclude VAT.

A 25% handling charge applies to all unwanted items on standard stock items only. Items must be returned unopened and in an unused condition.

All returns are subject to acceptance by Novoferm UK Limited.

## Specification

Due to the progressive outlook of the Novoferm Group we reserve the right to alter specifications to design and manufacture without notification. All specifications and details are correct at the time of publication, errors and omissions excepted.

## All Doors

**Colour match** Pairs of doors should be ordered together to obtain the best colour match, bearing in mind the limitations of the materials used in the construction.

**Size variations** As the size of a door changes in height and/or width, the panel frequency and profile can change, therefore doors of the same style but of different sizes can be significantly different in appearance.

**Clearances** All doors require operating clearances, i.e. the gap between the door panel and frame opening, these are inbuilt during manufacture and should not be reduced by means of infills, or draught-proofing.

## Right to Cancel

Any bespoke product which is made to measure/customised, is exempt of any cancellation rights.








# Our Values



## PROTECTING PEOPLE

We pride ourselves on having an impeccable safety culture. We constantly strive to improve our practices, in order to protect all personnel. We actively encourage reporting of near misses, assisting in the prevention of future accidents.



## MOVING FORWARD

We are energised by the drive for continuous improvement. We anticipate and adapt to changing requirements and constantly seek ways to work smarter. We welcome new ideas with an open mind.



## CUSTOMER FIRST

Our customer's success is our goal. We work for and with them to identify and deliver solutions that exceed expectations. We stay with them for the total life cycle of our products and services and ensure the safety of end-users and our people.



## PERFORMANCE PROMISE

We keep our promises. We drive new ideas to realisation with speed and an obsession for customer-driven quality. We thrive on challenges and take pride in our "can do" attitude.



## TOGETHERNESS AND TRUST

We can win only by working together. We encourage participation, and we share information and ideas. We trust and respect each other and recognise good performance. Our behaviour is characterised by the highest ethical standards



Your Novoferm Stockist



*Intelligent Door Solutions*



**Call Us Now +44 (1582) 563777**

Opening times  
8.30am - 5.00pm  
Monday to Friday

Novoferm UK  
Unit 5 - 9 North Luton Industrial Estate  
Sedgwick Road  
Luton  
LU4 9DT  
E: [customerservice@novoferm.co.uk](mailto:customerservice@novoferm.co.uk)  
[www.novoferm.co.uk](http://www.novoferm.co.uk)